




Our NanoNews Digest Sponsors

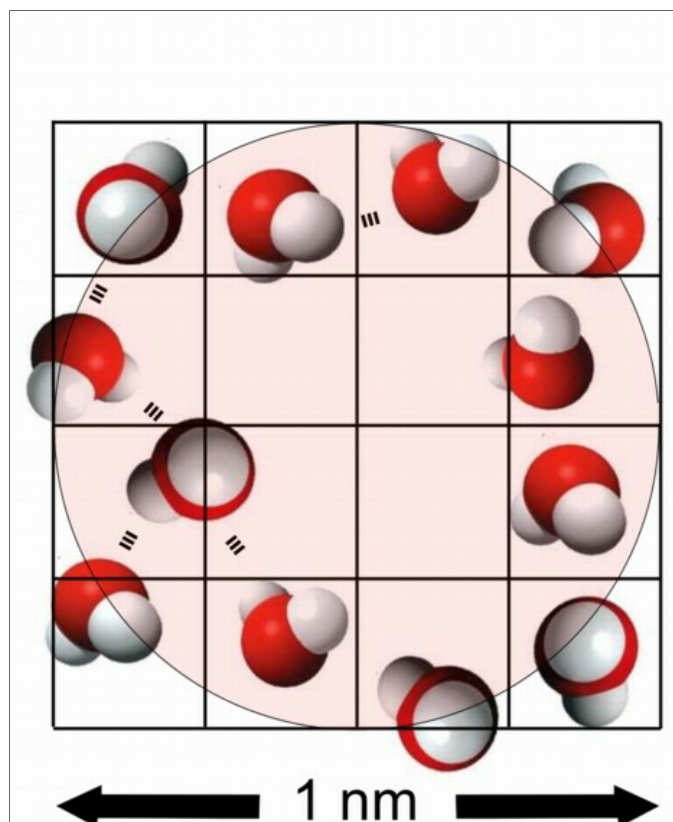

[International Plastics News for Asia](#)

[International Plastics News for Asia](#)
[XRD Analysis Nanomaterial](#)

Analyzing nanosized dimensions with XRD nanotechnology solutions

www.PANalytical.com

AdChoices

Me gusta 713

[Home](#) > [Press](#) > A study describes liquid water diffusion at molecular level

Potential arrangement of 12 water molecules and their HBs within the cooperative 1nm region.

Abstract:

- An article published in Physical Review and conducted by researchers at the universities of Granada and Barcelona might lead to a revolutionary change in water desalination and filtration methods.

- Liquid water exhibits a range of unusual properties that other chemical compounds do not have: up to 65 abnormalities. Nanochannels are extremely tiny ducts 1-100 nm in diameter.

A study describes liquid water diffusion at molecular level

Spain | Posted on February 24th, 2012

Researchers at the universities of Granada and Barcelona have described for the first time the diffusion of liquid water through nanochannels in molecular terms; nanochannels are extremely tiny channels with a diameter of 1-100 nanometers that scientists use to study the behavior of molecules (nm, a unit of length in the metric system equal to one billionth of a meter that is used in the field of nanotechnology).

This study might have an important impact on water desalination and filtration methods. Two articles published in Science state that the introduction of graphene membranes and carbon nanolayers will revolutionize water desalination and filtration processes, as water diffuses rapidly through these materials when their pores are 1nm in diameter.

Liquid water exhibits a range of unusual properties that other chemical compounds do not have: up to 65 abnormalities. Some of these abnormalities have been known for 300 years, as the fact that water expands below 4°C.

Many of the abnormalities found in water have a dynamic nature -e.g. water molecules move faster as density increases-, as a result of the properties of the hydrogen bond networks that form between water molecules; hydrogen bonds lead to the formation of tetrahedral structures wherein a central atom is located at the center with four molecules located at the corners. However, this geometrical structure changes with pressure and temperature and, until now, changes in the molecular structure and properties of liquid water had not been described.

A Mystery to Solve

Particularly confusing are the results on the diffusion of water confined between two hydrophobic plates. Neither experiments nor computer-based models have clarified whether confinement increases or reduces the mobility of water molecules. However, it seems that the mobility of water molecules relies on ducts having a diameter above or below 1nm.

In a study published in the prestigious journal Physical Review, professors Francisco de los Santos Fernández (University of Granada) and Giancarlo Franzese (University of Barcelona) described the behavior of water confined between two hydrophobic plates. In their

NanoNews Digest

The latest news from around the world, FREE

Full Name

Email Address

**RESEARCH AND MARKETS**

Ads by Google

[Water System](#)[Water Systems](#)[Water Pressure](#)**Premium Products****NanoNews Custom**


Only the news you want to read!

[Learn More](#)**NanoTech Transfer**

University Technology Transfer & Patents

[Learn More](#)**Consulting**

Full-service, expert consulting

[Learn More](#)



and Giancarlo Franzese (University of Barcelona) described the behavior of water confined between two hydrophobic plates. In their study, Franzese and Fernandez used models to demonstrate that the diffusion of nanoconfined water is unusually fast, as a result of the competition between the formation and breaking of hydrogen bonds, and the free volume available for cooperative molecule rearrangement.

In nanochannels above 1 nm in diameter, macroscopic diffusion of water only occurs if there is a cooperative rearrangement of molecules, which leads to HB breaking within a cooperative region of 1nm in size. On the other hand, diffusion increases in nanochannels below 1 nm, as fewer HBs need to be broken. Thus, this study proves that the interplay between hydrogen bond breaking and cooperative rearranging within regions of 1-nm determine the macroscopic properties of water.

####

For more information, please click [here](#)

Contacts:

Francisco de los Santos Fernández
Department of Electromagnetism and Matter Physics
University of Granada
Telf.: +34 958 244 014
fdlsant@ugr.es

Copyright © University of Granada

If you have a comment, please [Contact](#) us.

Issuers of news releases, not 7th Wave, Inc. or Nanotechnology Now, are solely responsible for the accuracy of the content.

Bookmark:



Related Links

Article:

[Free chemical drawing](#)

Marvin - advanced tool used by top labs and pharma

ChemAxon.com/Marvin

AdChoices

Related News Press

News and information

- [mPhase Technologies, Inc. Accepts Invitation to Visit European Technology Group](#) February 28th, 2012
- [New measuring techniques can improve efficiency, safety of nanoparticles: University of Oregon's Hutchison says nanotech approaches can reduce silver use, reap big benefits](#) February 28th, 2012
- [Solving a Spintronic Mystery: Berkeley Lab Researchers Resolve Controversy Over Gallium Manganese Arsenide that Could Boost Spintronic Performance](#) February 28th, 2012
- [ETH Zurich Purchases Nanoink's DPN 5000 to Open Pathways for Sustainable Materials Development: Prestigious research institute will use the DPN 5000 System to fabricate nanoscale graded and composite materials](#) February 28th, 2012

Discoveries

- [New measuring techniques can improve efficiency, safety of nanoparticles: University of Oregon's Hutchison says nanotech approaches can reduce silver use, reap big benefits](#) February 28th, 2012
- [Solving a Spintronic Mystery: Berkeley Lab Researchers Resolve Controversy Over Gallium Manganese Arsenide that Could Boost Spintronic Performance](#) February 28th, 2012
- [Hybrid structures show improved light emission](#) February 27th, 2012
- [MIT research: Delivering RNA with tiny sponge-like spheres: New RNA interference method holds promise for treating cancer, other diseases](#) February 27th, 2012

Announcements

- [mPhase Technologies, Inc. Accepts Invitation to Visit European Technology Group](#) February 28th, 2012
- [New measuring techniques can improve efficiency, safety of nanoparticles: University of Oregon's Hutchison says nanotech approaches can reduce silver use, reap big benefits](#) February 28th, 2012
- [Solving a Spintronic Mystery: Berkeley Lab Researchers Resolve Controversy Over Gallium Manganese Arsenide that Could Boost Spintronic Performance](#) February 28th, 2012
- [ETH Zurich Purchases Nanoink's DPN 5000 to Open Pathways for Sustainable Materials Development: Prestigious research institute will use the DPN 5000 System to fabricate nanoscale graded and composite materials](#) February 28th, 2012

Water

- [Making droplets drop faster: New nanopatterned surfaces could improve the efficiency of powerplants and desalination systems.](#) February 23rd, 2012
- [Promoting EU-Thailand science initiatives](#) February 23rd, 2012
- [Chemists Become Molecular Sculptors, Synthesizing Tiny, Molecular Traps: Tube-shaped traps carved from bottle-brush molecules could be used to capture and purify nanomaterials, proteins](#) December 5th, 2011
- [Thailand seeking partnership for natural disaster mitigation at nanotech 2012](#) December 3rd, 2011

Online Commissions!
600 Leading Brands!
LinkShare
a linkshare company

RESEARCH AND MARKETS

800-lb. gorilla time for your 3-lb. brain!

Forbes/Wolfe
Nanotech Report

SUBSCRIBE TODAY!

Subscribe to the Forbes/Wolfe Nanotech Report & Get 2 Free Reports



AMERICAN SCIENTIFIC PUBLISHERS

Nanotechnology Now Featured Books

lifeboat foundation
SAFEGUARDING HUMANITY



NANO NEWS NET
Russian nanotechnology portal

Help feed the world's hungry with one click.
the hunger site



FORESIGHT
NANOTECH INSTITUTE
Advancing Beneficial Nanotechnology